

Anne Bulckens' Analysis of the Proportions of the Parthenon and its Meanings

Jay Kappraff
New Jersey Institute of Technology
University Heights
Newark, NJ 07102
E-Mail: Kappraff@aol.com

Abstract

Based on the PhD thesis of Anne Bulckens, the proportional system of the Parthenon is examined. With the appropriate choice of a module and the length of a "Parthenon foot," all dimensions are shown to be integers. These integer values are shown to be related to the musical scale of Pythagoras. Among the many musical relationships expressed by this structure, this paper focuses on a pentatonic scale made up of lengths, widths and heights of the outer structure and the inner structure or cella.

The Parthenon, dedicated to Athena Parthenos, is one of the most measured buildings that has survived antiquity. It was constructed between 447-438 B.C., which places it between the ages of Pythagoras (570-497 B.C.) and Plato (428-347 B.C.). It has been shown by scholars to have been built with extraordinary precision [1,2]. It is a Doric temple with some Ionic features. There are eight columns along the East and West facades and 17 columns to the North and South (see Figure 1). The outer temple is adorned by metopes depicting scenes from Greek mythology. Within the outer structure is an inner structure called a cella, consisting of two chambers: the naos housing the statue of Athena and the opisthodomos, which once served as the treasury for the Delian league (see Figure 2). The cella is ringed by a continuous frieze depicting the four yearly Panathenaic procession of ordinary Greek citizens. Though it is generally agreed that the temple's overall proportions of width to length and height to width follow the ratio 4:9 (see Figure 2), no one has adequately determined the temple's underlying proportional scheme and its meaning, which was the *raison d'être* for such precise measurements.

Anne Bulckens has addressed these questions, in her recent Ph.D thesis from Deakin University in Geelong, Australia [3,4,5], by her discovery of a single module of length 857.6 mm., the average width of a "theoretical triglyph", following the writings of Vitruvius' who stated that "Within a temple a certain part should be selected as a standard ...the size of the module for Doric temples should equal the width of a triglyph." The width of this Parthenon module is equal to the width of a "theoretical triglyph", which was the width of a triglyph in the first design stage of the Parthenon before the frieze became shorter than the stylobate. This measure of a module agreed well with the result of a computer analysis carried out in 1984 by the scholar, Ernst Berger, in which 858 mm was found to occur most frequently as a common denominator of the length, width, and height measurements. Bulckens then discovered that when this module is divided by 2.5 to obtain a Parthenon foot of length 343.04 mm, and when this foot is subdivided into 16 equal parts, as was the convention of the time, referred to as "dactyls" (D), all of the main measurements of the Parthenon can be represented as integers. (The use of the dactyl as main measuring unit might have started with the Great Temple of Apollo at Delos, begun 460 B.

C.[3]). This measurement of a foot is larger than the common Greek foot measurement of 293-295 mm. Bulckens has also drawn on the history and mythology of the Parthenon and the mathematics and numerology of Pythagoras. This paper addresses why this structure may be regarded as one of the finest examples of Pythagorean theory at work.

Relying on Kappraff and the work of ethnomusicologist Ernest McClain, Bulckens shows that all key measurements relate to the musical scale of Pythagoras. This relationship suggests that the Parthenon may now be recognized as musically inspired architecture. The fundamentals of the Pythagorean musical scale are discussed by Bulckens, Kappraff and McClain [3,5,6,7,9]. Although the ratio of 9:4 is the proportion that is most visible within the Parthenon, the ratio of 3:2, the musical fifth, is in fact the key for its proportioning. The ratios of length, width, and heights of the outer temple to the length, width and heights of the inner temple (cella) are all in the ratio of 3:2. It was Bulckens' discovery that the geometric mean between 9 and 4 at 6 is essential to decoding the architectural motif of 9:6::6:4 as ruled by perfect fifths of 3:2. (Both members of the tonal dissonance of 9:4, defining a musical ninth, are consonant with their geometric mean at 6). Renaissance architects Alberti and Palladio employed the musical proportions in a similar way [8]. Moreover, the width of the cella, which is the inner temple, measures 24 modules (960 D), which is the geometric mean of 16 modules (640 D) and 36 modules (1440 D) the column height plus the entablature and the width of the stylobate (the temple platform) respectively, resulting in the 9:6::6:4 proportion. Likewise, the length of the cella at 54 modules (2160 D), is the geometric mean of the outer temple's stylobate width of 36 modules, and stylobate length of 81 modules (3240 D), again resulting in the 9:6::6:4 proportion. The fact that 6 is the mean proportional between 4 and 9 suggests that a rectangle of area 9×4 equals a square of area 6×6 . Indeed Figures 3 and 4 show that the 9:4 proportion of the east façade has the same area (16×36 modules) as the square with side 6 (24×24 modules). In addition to serving as the width of the cella, 24 modules is the height of the temple from the stylobate to the top of the acroterium (a design in the center of the temple now gone). Several other examples can be found in the Parthenon also exhibiting the 9:6::6:4 proportion. Thus the dimensions of the outer structure to the inner structure are determined by this proportion, and that in a sense, the cella of the Parthenon succeeds in rendering the entire building into a consonant whole.

The dimensions of the inner and outer structures give rise to a succession of lengths corresponding to four successive musical fifths: 81:54:36:24:16 defining C:G:D:A:E as string lengths. (The black keys of the piano Fsharp, Gsharp, Gsharp, Dsharp, Asharp, or Bflat, Eflat, Aflat Dflat, Gflat, enjoy the same tonal spacing.). (This may be unfamiliar to those not musically inclined). On the "tone circle" shown in Figure 5 these five arithmetical "modular residues" are unaffected by the "octave doubling" that allows them to define five different pentatonic modes (the mode with the fundamental tone at D is shown), and they appear to the eye simply as an Egyptian 5-pointed "star glyph," viewed from various angles [9]. Music also enters the Parthenon as follows: if a vibrating string is imagined to span the distance from the east edge of the stylobate to the end of the naos, a distance of 2000 D, with the fundamental corresponding to a length of 1000 D, the statue of Athena is located at 1500 D, were the ratio $1500:1000 = 3:2$ corresponds to the musical fifth. At a location of $1333 \frac{1}{3}$ D was an earlier shrine to Athena which remained in place in the north peristyle colonnade when the Parthenon was built, corresponding again to the ratio of $2000:1333 \frac{1}{3} = 3:2$.

It is well known that the Parthenon exhibits several prominent architectural 'refinements'. For example, the stylobate (the main platform, upon which the columns of the peristyle rest) and frieze are slightly curved; the interaxials are not identical but have small variations; the columns are inclined inwards, etc. Bulckens has shown that, rather than being of merely aesthetic significance, the unique measurements of these refinements helped ensure that key components

of the Parthenon were designed based on simple ratios (listed above). Bulckens surmises plausibly from the evidence how the final design emerged in successive stages. The stylobate, for example, may have been conceived as first sectioned into six 3:4:5 triangles. The curious design of the cella walls likely emerged from its earlier conception as paired triangles of 5:12:13, then cleverly sectioned into two rooms at a later stage of the design. Thus there may be layers of geometrical implication not immediately visible to the eye.

Also noteworthy in this structure is the prevalence of dimensions commensurate with the numbers 60 and 10, reflecting the fact that both base 60 or sexagesimal system and base 10 systems were utilized by the Greeks as they were for the Babylonian and Sumerian civilizations before them. For example, the metopes measure 60 dactyls while the module is 40 dactyls, with 60 and 40 constituting two important numbers from the sexagesimal system. The six 3,4,5-triangles covering the stylobate each have an area of 777,600 square dactyls. This large number glorifies Athena the 'Virgin' (through the number 7), the base 60 system, and the powers of 10 alluding to a base 10 system and characterizing the Greek tetractys (a diagram of 10 stones that forms the basis of Pythagorean number theory, music and cosmology). Furthermore, the 5,12,13-triangle in the cella has a perimeter of 6000 dactyls. These are a few of the many connections to Pythagorean number and number symbolism.

Bulckens has used the highly regarded measurements of Francis C. Penrose [1] throughout her analysis and has set a criteria of error analysis in which errors no greater than 0.2% are tolerated. However, most measurements are much more precise, well below 0.1%. This gives her work a high degree of credibility. As a result, she has discredited the popular misconception that the proportions of the Parthenon are governed by the golden mean, since this hypothesis falls well outside of the error margin that her work tolerates. With contributions from Kappraff and McClain, her work relates a new story of how this great building was a product of its age. The story involves history, mythology, architecture, mathematics, and musical theory, all reflective of each other.

Acknowledgements by Bulckens

For the past nine months, McClain and Kappraff have been so kind to contribute to my Parthenon research. With their strong backgrounds in musical theory, they have provided me with a much better understanding of ancient music, making me realize how deeply the Parthenon design was rooted in Pythagorean music. By thoroughly examining my research, by asking the right questions, by pointing out errors, by eliminating suppositions that appeared too speculative, by providing explanations and background theory, I was able to find the Parthenon design issues in regard to music, while Kappraff also found some new Parthenon findings in this regard. I truly appreciate their contributions and insight.

References

1. F.C. Penrose, *An Investigation of the Principles of Athenian Architecture* (2nd ed.), Washington, D.C.: McGrath Publ. 1888.
2. S. Woodford, *The Parthenon*, Cambridge: Cambridge Press. 1981.
3. A. Bulckens, "The Parthenon's Main Design Proportion and its Meaning," PhD Thesis from Deakin School of Architecture, Geelong Australia. 2001.

4.A.Bulckens, "The Parthenon's Symmetry" in *Symmetry: Art and Science* (Fifth Interdisciplinary Symmetry Congress and Exhibition of the ISIS-Symmetry), Sydney, July 8-14, 2001), no. 1-2, 38-41. 2001.

5. J. Kappraff, "Anne Bulckens' System of Proportions of the Parthenon and its Meaning," A talk at the Carleton University School of Architecture in Ottawa, Canada. Also written as an article. In preparation (2002).

6. E.G. McClain, *The Pythagorean Plato*, York Beach, ME: Nicolas-Hays. 1978, 1984.

7. J. Kappraff, *Beyond Measure: Essays in Nature, Myth, and Number*, Singapore: World Scientific. 2002.

8. R. Wittkower, *Architectural Principles in the Age of Humanism*, First published in 1949 as Volume 19 of the Studies of the Warburg Institute, New York: John Wiley. 1998.

9. E.G. McClain, *Myth of Invariance*, York Beach, ME: Nicolas-Hays. 1976.

Illustrations



Figure 1: *The Parthenon as seen from the northwest. From "Acropolis Restoration: The CCAM Interventions" by Manolis Korres, Academy Editions, London, 1994.*

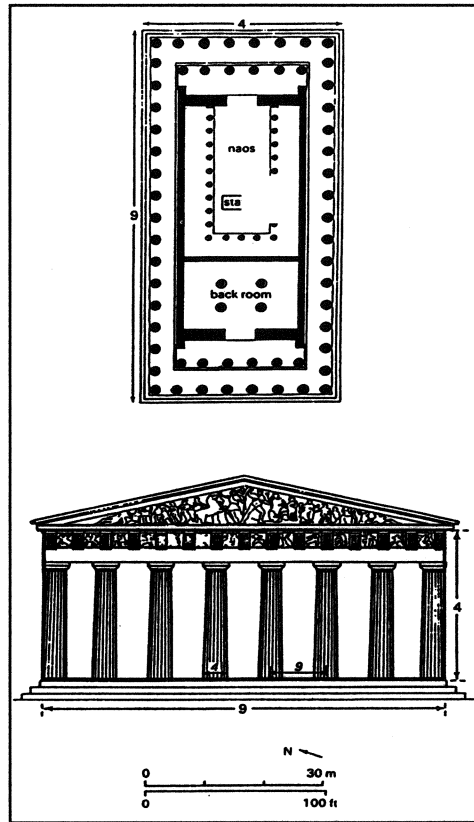


Figure 2: *The cella consisting of the naos and the opisthodomos.* Drawing by Susan Woodford.

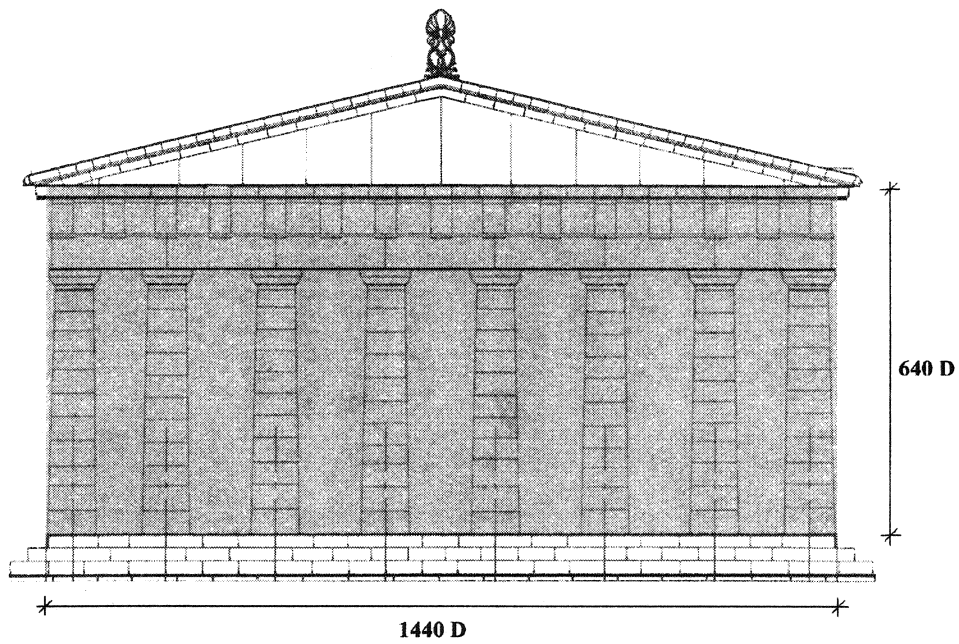


Figure 3: *The East façade of the Parthenon darkened to show the ratio of 9:4 between width of the stylobate and height of column plus entablature.*

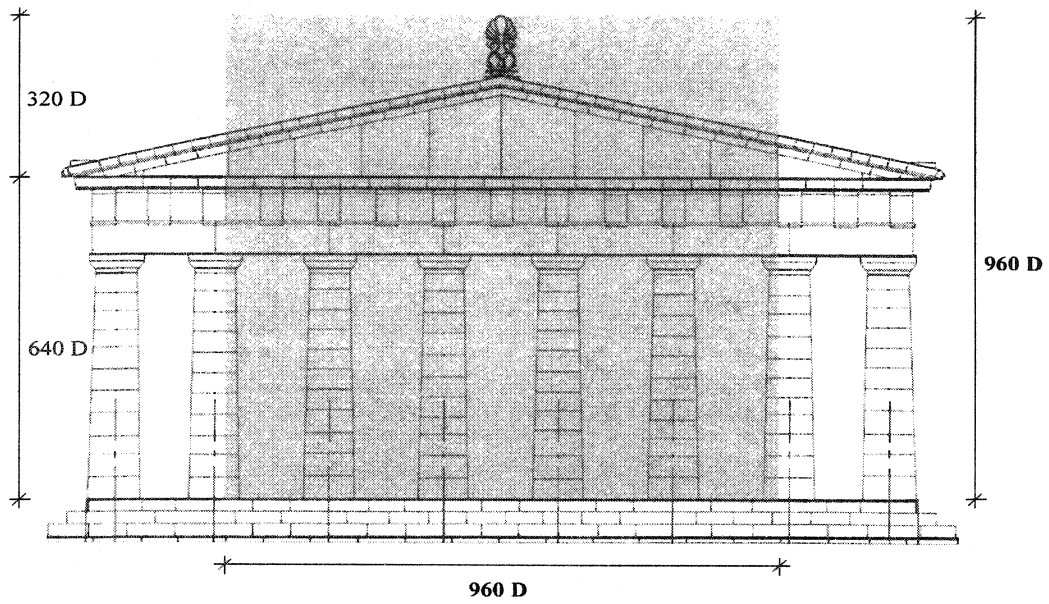


Figure 4: The East façade of the Parthenon showing a 6x6 square with the same area as the 9x4 rectangle. The width of the cella forms the width of the square while the height of the temple to the acroterium forms the height of the square.

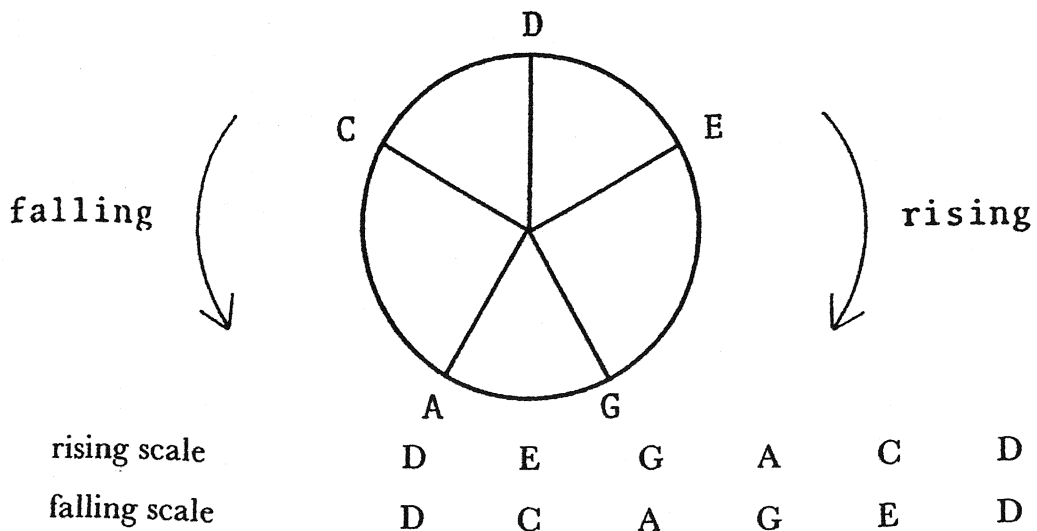


Figure 5. A Pentatonic scale in the form of a 5-pointed "Egyptian star glyph." One of the five modes with D as the fundamental is shown as both a rising a falling scale.